

# D-LIGHTZ *Deep Tilt*



**SLDL122T**  
ULG clear glass  
Beam 20° 40° 60°

Task | General lighting



**SLDL121T**  
Prismatic diffuser  
Beam 20° 40° 60°

General | Task lighting

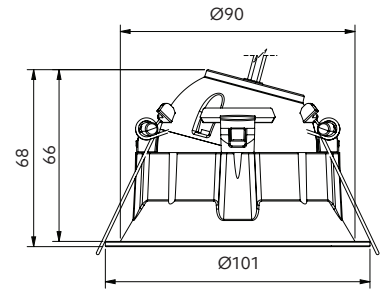


**SLDL123T**  
Opaque diffuser  
Beam 90°

Wide angle lighting

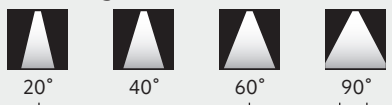
# D-LIGHTZ *Deep Tilt*

- + fully adjustable 360° gimbal
- + 15° tilt
- + suitable for indoor and exterior (soffits)
- + recessed for low glare
- + IP65 front



## Beam control options

### Beam angle



ULG clear glass  
Prismatic

Opaque

## Other options

### Trim colour



White

Black

Silver

## Pure colour options

### CCT



### CRI

Professional series (P) CRI 90

Art series (A) CRI 97


### Driver

Phase cut dim (standard)  
0-10V, 1-10V  
DALI

## Product information

(example: Prismatic, 40°, 3000K, CRI 90, phase cut driver)

Driver (mA)	Power (W)	Delivered lumens (lm)	Insulation coverable		
			NZ	AU	UK/EU
150	6.8	550	IC-F	IC-4	✓
220	9.2	800	IC-F	IC-4	✓
300	13.2	1000	CA135	Do not cover	✓



\*\*Specification is for ceiling material ≤ 13mm with a phase cut driver.

## how to specify D-LIGHTZ Deep Tilt

Please confirm model option availability from our website. Not every combination is compatible.

e.g. code = SLDL121T-40-30-P-W

Model	Beam	CCT	CRI	Trim Colour	Driver - Phase cut*	Market
SLDL122T = ULG clear glass	20 = 20°	27 = 2700K	P = 90	W = White	D09 = 150mA (6.8W)	■ = NZ
SLDL121T = Prismatic	40 = 40°	30 = 3000K	A = 97	B = Black	■ = 220mA (9.2W)	1 = Aust
SLDL123T = Opaque	60 = 60°	40 = 4000K		S = Silver	D12 = 300mA (13.2W)	2 = UK
	90 = 90°	SD = Sunset Dimming				3 = EU
					*Check online for driver options.	

Please see [www.switch-lighting.co.nz](http://www.switch-lighting.co.nz) for full specifications, lux levels, SDoCs, ies files and installation instructions.



Warranty  
7yr Luminaire  
5yr Driver

L70 (60,000 h)

