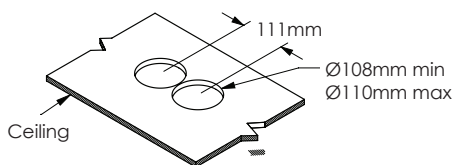


Instructions

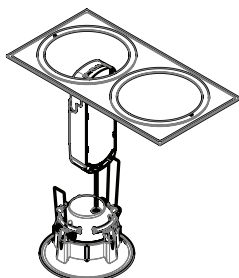
SLSUP-101-D

Double adaptor plate for use
with D-Lightz Deep Tilt

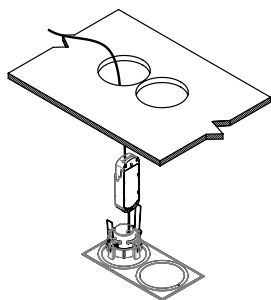
SWITCH[®] Lighting



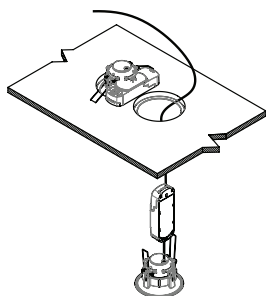
- 1 Drill holes using template supplied on reverse



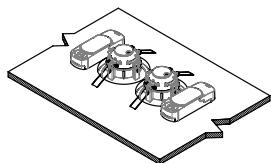
- 2 Fold luminaire springs up and pass driver and luminaire through plate



- 3 Connect mains from ceiling to driver (as per luminaire instructions) then fold luminaire springs up and pass driver and luminaire through ceiling hole



- 4 Install second luminaire using steps 2-3



- 5 The completed installation

